

### Round I performance of Stephanie Wheeler

<b>Grade</b>	3
<b>School Name</b>	North Hamilton Elementary
<b>City Of Residence</b>	Florida
<b>Country Of Residence</b>	USA

<b>Registration No.</b>	34637020
<b>Gender</b>	F
<b>Date of Birth</b>	10 Nov 2010
<b>Date Of Test</b>	16 Dec 2019

### Section 1

This section describes Stephanie's performance v/s the Test in Grade 3

Question No.	Attempt Status	Stephanie's Choice	Correct Answer	Outcome	Score if correct	Stephanie's Score
Q1	Attempted	A	A	Correct	5	5
Q2	Attempted	D	D	Correct	5	5
Q3	Attempted	A	E	Incorrect	5	0
Q4	Attempted	B	B	Correct	5	5
Q5	Attempted	B	B	Correct	5	5
Q6	Attempted	D	D	Correct	5	5
Q7	Attempted	A	C	Incorrect	5	0
Q8	Attempted	D	D	Correct	5	5
Q9	Attempted	A	A	Correct	5	5
Q10	Unattempted		B	Unattempted	5	0
Q11	Attempted	C	C	Correct	5	5
Q12	Attempted	A	D	Incorrect	5	0
Q13	Attempted	C	C	Correct	5	5
Q14	Attempted	A	A	Correct	5	5
Q15	Unattempted		D	Unattempted	5	0
Q16	Attempted	B	B	Correct	5	5
Q17	Attempted	C	C	Correct	5	5
Q18	Attempted	D	E	Incorrect	5	0
Q19	Attempted	D	D	Correct	5	5
Q20	Attempted	E	A	Incorrect	5	0

**Total Score: 65**

## Section 2

This section describes Stephanie's performance v/s the Rest of the World in Grade 3.

Question No.	Attempt Status	Stephanie's Choice	Correct Answer	Outcome	Stephanie's Score	% of students across the world who attempted this question	% of students (from those who attempted this ) who got it correct	% of students (from those who attempted this) who got it incorrect	World Average in this question
Q1	Attempted	A	A	Correct	5	93.21%	55.54%	44.46%	2.59
Q2	Attempted	D	D	Correct	5	91.29%	67.43%	32.57%	3.08
Q3	Attempted	A	E	Incorrect	0	92.65%	74.53%	25.47%	3.45
Q4	Attempted	B	B	Correct	5	91.87%	58.34%	41.66%	2.68
Q5	Attempted	B	B	Correct	5	94.33%	53.93%	46.07%	2.54
Q6	Attempted	D	D	Correct	5	90.28%	61.08%	38.92%	2.76
Q7	Attempted	A	C	Incorrect	0	91.38%	66.34%	33.66%	3.03
Q8	Attempted	D	D	Correct	5	95.39%	52.88%	47.12%	2.52
Q9	Attempted	A	A	Correct	5	91.33%	67.45%	32.55%	3.08
Q10	Unattempted		B	Unattempted	0	93.32%	48.32%	51.68%	2.25
Q11	Attempted	C	C	Correct	5	94.34%	61.34%	38.66%	2.89
Q12	Attempted	A	D	Incorrect	0	97.35%	53.83%	46.17%	2.62
Q13	Attempted	C	C	Correct	5	94.63%	57.29%	42.71%	2.71
Q14	Attempted	A	A	Correct	5	93.83%	52.32%	47.68%	2.45
Q15	Unattempted		D	Unattempted	0	94.22%	85.33%	14.67%	4.02
Q16	Attempted	B	B	Correct	5	89.83%	56.92%	43.08%	2.56
Q17	Attempted	C	C	Correct	5	85.48%	59.28%	40.72%	2.53
Q18	Attempted	D	E	Incorrect	0	94.82%	61.27%	38.73%	2.90
Q19	Attempted	D	D	Correct	5	93.39%	45.35%	54.65%	2.12
Q20	Attempted	E	A	Incorrect	0	92.90%	49.35%	50.65%	2.29

**Stephanie's** overall percentile in the world is **81.23%ile**. This indicates that Stephanie has scored more than **81.23%** of students in the World and lesser than **18.77%** of students in the world.

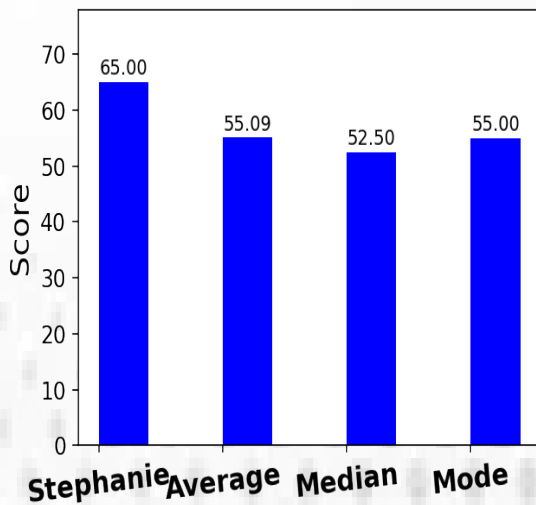
### Overview

Average score of all students across the World	<b>55.09</b>
Median score of all students across the World	<b>52.50</b>
Mode score of all students across World	<b>55.00</b>

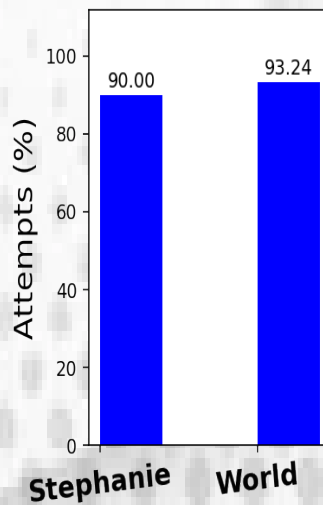
Stephanie's attempts (Attempts x 100 / Total Questions)	<b>90.00%</b>
Average attempts of all students across the World	<b>93.24%</b>

Stephanie's Accuracy ( Corrects x 100 /Attempts )	<b>72.22%</b>
Average accuracy of all students across the World	<b>67.41%</b>

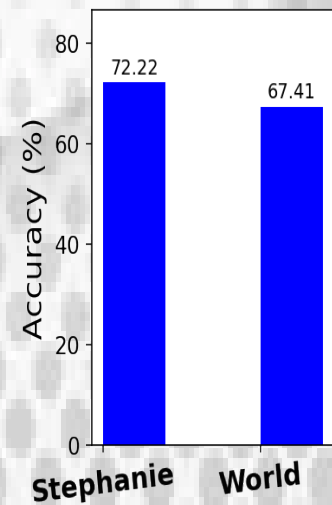
Comparison of Scores



Comparison of Attempts (%)



Comparison of Accuracy (%)



### Section 3

This section describes Stephanie's performance v/s the Rest of USA in Grade 3.

Question No.	Attempt Status	Stephanie's Choice	Correct Answer	Outcome	Stephanie's Score	% of students across the USA who attempted this question	% of students (from those who attempted this ) who got it correct	% of students (from those who attempted this) who got it incorrect	Average of USA in this question
Q1	Attempted	A	A	Correct	5	93.39%	72.48%	27.52%	3.20
Q2	Attempted	D	D	Correct	5	92.39%	69.29%	30.71%	3.41
Q3	Attempted	A	E	Incorrect	0	96.29%	78.22%	21.78%	3.77
Q4	Attempted	B	B	Correct	5	98.22%	64.23%	35.77%	3.15
Q5	Attempted	B	B	Correct	5	90.22%	73.30%	26.70%	3.31
Q6	Attempted	D	D	Correct	5	93.09%	66.39%	33.61%	3.09
Q7	Attempted	A	C	Incorrect	0	95.39%	59.49%	40.51%	2.84
Q8	Attempted	D	D	Correct	5	91.92%	71.39%	28.61%	3.28
Q9	Attempted	A	A	Correct	5	98.88%	73.43%	26.57%	3.63
Q10	Unattempted		B	Unattempted	0	90.76%	64.23%	35.77%	2.91
Q11	Attempted	C	C	Correct	5	88.29%	70.22%	29.78%	3.10
Q12	Attempted	A	D	Incorrect	0	98.47%	71.32%	28.68%	3.51
Q13	Attempted	C	C	Correct	5	95.39%	77.34%	22.66%	3.69
Q14	Attempted	A	A	Correct	5	92.77%	71.30%	28.70%	3.31
Q15	Unattempted		D	Unattempted	0	90.48%	64.24%	35.76%	2.91
Q16	Attempted	B	B	Correct	5	96.21%	75.20%	24.80%	3.62
Q17	Attempted	C	C	Correct	5	95.92%	69.39%	30.61%	3.33
Q18	Attempted	D	E	Incorrect	0	92.49%	65.64%	34.36%	3.04
Q19	Attempted	D	D	Correct	5	97.29%	72.22%	27.78%	3.37
Q20	Attempted	E	A	Incorrect	0	98.28%	68.39%	31.61%	3.16

Stephanie's overall percentile in USA is **72.76%**. This indicates that Stephanie has scored more than **72.76%** of students in USA and lesser than **27.24%** of students in USA.

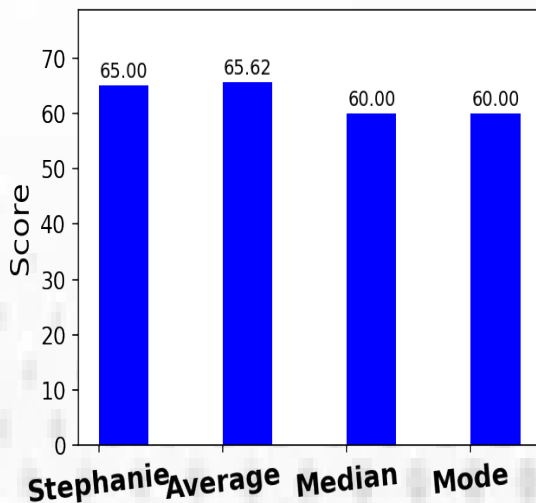
#### Overview

Average score of all students in USA	<b>65.62</b>
Median score of all students in USA	<b>60.00</b>
Mode score of all students in USA	<b>60.00</b>

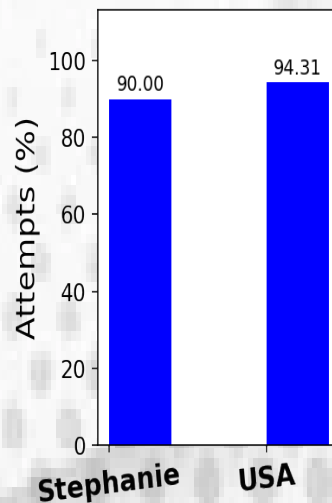
Stephanie's attempts (Attempts x 100 / Total Questions)	<b>90.00%</b>
Average attempts of all students in USA	<b>94.31%</b>

Stephanie's Accuracy ( Corrects x 100 /Attempts )	<b>72.22%</b>
Average accuracy of all students in USA	<b>69.89%</b>


Comparison of Scores



Comparison of Attempts (%)



Comparison of Accuracy (%)



### Section 4

This section describes Stephanie's performance v/s the Best (Top 10%) of the World in Grade 3

Question No.	Attempt Status	Stephanie's Choice	Correct Answer	Outcome	Stephanie's Score	% of students across the World's Best who attempted this question	% of students (from those who attempted this ) who got it correct	% of students (from those who attempted this) who got it incorrect	Average of World's Best in this question
Q1	Attempted	A	A	Correct	5	99.22%	93.45%	6.55%	4.64
Q2	Attempted	D	D	Correct	5	97.27%	92.89%	7.11%	4.52
Q3	Attempted	A	E	Incorrect	0	96.38%	92.38%	7.62%	4.45
Q4	Attempted	B	B	Correct	5	100.00%	96.29%	3.71%	4.81
Q5	Attempted	B	B	Correct	5	94.34%	93.58%	6.42%	4.41
Q6	Attempted	D	D	Correct	5	96.89%	96.29%	3.71%	4.66
Q7	Attempted	A	C	Incorrect	0	99.37%	93.49%	6.51%	4.65
Q8	Attempted	D	D	Correct	5	98.38%	94.29%	5.71%	4.64
Q9	Attempted	A	A	Correct	5	99.38%	92.49%	7.51%	4.60
Q10	Unattempted		B	Unattempted	0	99.11%	94.40%	5.60%	4.68
Q11	Attempted	C	C	Correct	5	99.01%	92.38%	7.62%	4.57
Q12	Attempted	A	D	Incorrect	0	98.25%	94.92%	5.08%	4.66
Q13	Attempted	C	C	Correct	5	97.89%	90.11%	9.89%	4.41
Q14	Attempted	A	A	Correct	5	99.91%	92.29%	7.71%	4.61
Q15	Unattempted		D	Unattempted	0	97.29%	90.87%	9.13%	4.42
Q16	Attempted	B	B	Correct	5	98.39%	91.39%	8.61%	4.50
Q17	Attempted	C	C	Correct	5	99.37%	91.39%	8.61%	4.54
Q18	Attempted	D	E	Incorrect	0	99.18%	93.39%	6.61%	4.63
Q19	Attempted	D	D	Correct	5	98.33%	89.89%	10.11%	4.42
Q20	Attempted	E	A	Incorrect	0	97.22%	90.38%	9.62%	4.39

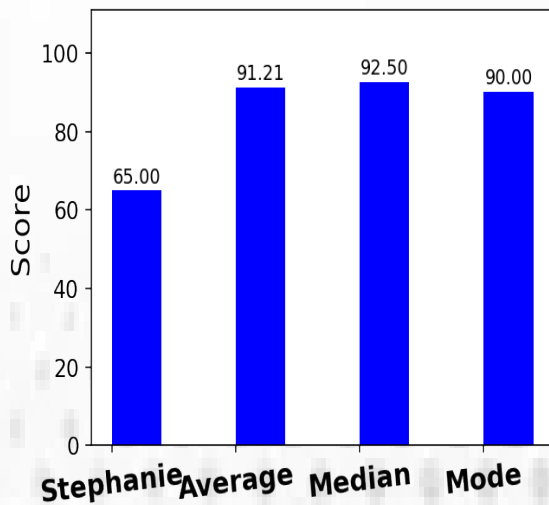
#### Overview

Average score of the World's Best	<b>91.21</b>
Median score of the World's Best	<b>92.50</b>
Mode score of the World's Best	<b>90.00</b>

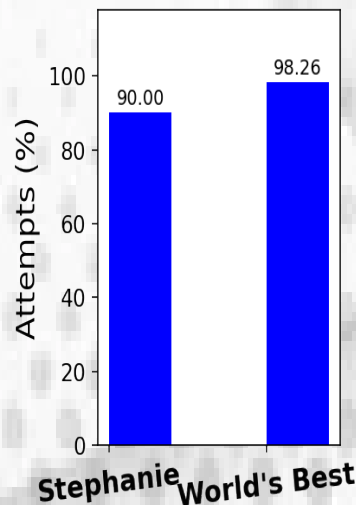
Stephanie's attempts (Attempts x 100 / Total Questions)	<b>90.00%</b>
Average attempts of the World's Best	<b>98.26%</b>

Stephanie's Accuracy ( Corrects x 100 /Attempts )	<b>72.22%</b>
Average accuracy of the World's Best	<b>92.83%</b>

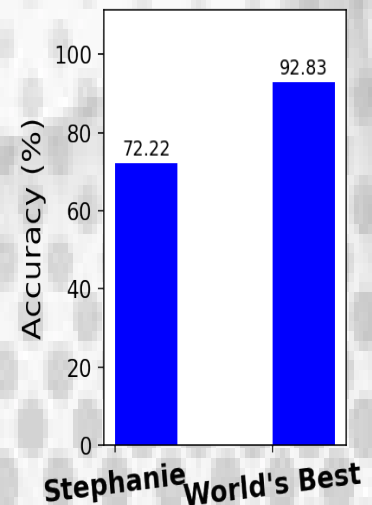
Comparison of Scores



Comparison of Attempts (%)



Comparison of Accuracy (%)



### Section 5

This section describes Stephanie's performance v/s the Best (Top 10%) of USA in Grade 3

Question No.	Attempt Status	Stephanie's Choice	Correct Answer	Outcome	Stephanie's Score	% of students in USA's Best who attempted this question	% of students (from those who attempted this ) who got it correct	% of students (from those who attempted this) who got it incorrect	USA's Best Average in this question
Q1	Attempted	A	A	Correct	5	93.39%	92.82%	7.18%	4.10
Q2	Attempted	D	D	Correct	5	92.39%	90.28%	9.72%	4.44
Q3	Attempted	A	E	Incorrect	0	96.29%	99.39%	0.61%	4.79
Q4	Attempted	B	B	Correct	5	98.22%	99.23%	0.77%	4.87
Q5	Attempted	B	B	Correct	5	90.22%	93.28%	6.72%	4.21
Q6	Attempted	D	D	Correct	5	93.09%	97.37%	2.63%	4.53
Q7	Attempted	A	C	Incorrect	0	95.39%	91.39%	8.61%	4.36
Q8	Attempted	D	D	Correct	5	91.92%	90.38%	9.62%	4.15
Q9	Attempted	A	A	Correct	5	98.88%	97.28%	2.72%	4.81
Q10	Unattempted		B	Unattempted	0	90.76%	96.72%	3.28%	4.39
Q11	Attempted	C	C	Correct	5	88.29%	97.28%	2.72%	4.29
Q12	Attempted	A	D	Incorrect	0	98.47%	94.20%	5.80%	4.64
Q13	Attempted	C	C	Correct	5	95.39%	97.37%	2.63%	4.64
Q14	Attempted	A	A	Correct	5	92.77%	98.29%	1.71%	4.56
Q15	Unattempted		D	Unattempted	0	90.48%	93.90%	6.10%	4.25
Q16	Attempted	B	B	Correct	5	96.21%	92.78%	7.22%	4.46
Q17	Attempted	C	C	Correct	5	95.92%	97.98%	2.02%	4.70
Q18	Attempted	D	E	Incorrect	0	92.49%	96.29%	3.71%	4.45
Q19	Attempted	D	D	Correct	5	97.29%	97.77%	2.23%	4.57
Q20	Attempted	E	A	Incorrect	0	98.28%	98.16%	1.84%	4.53

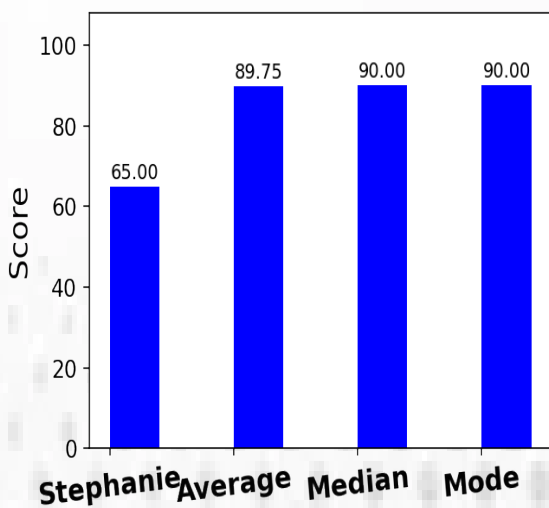
#### Overview

Average score of USA's Best	<b>89.75</b>
Median score of USA's Best	<b>90.00</b>
Mode score of the USA's Best	<b>90.00</b>

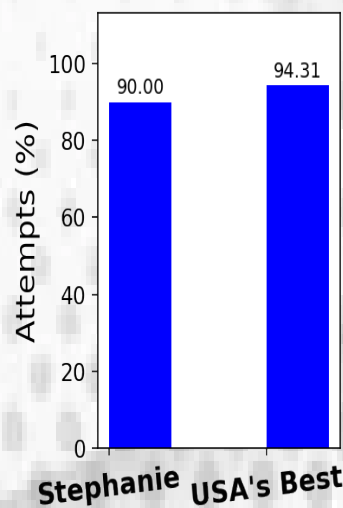
Stephanie's attempts (Attempts x 100 / Total Questions)	<b>90.00%</b>
Average attempts of USA's Best	<b>94.31%</b>

Stephanie's Accuracy ( Corrects x 100 /Attempts )	<b>72.22%</b>
Average accuracy of USA's Best	<b>95.61%</b>

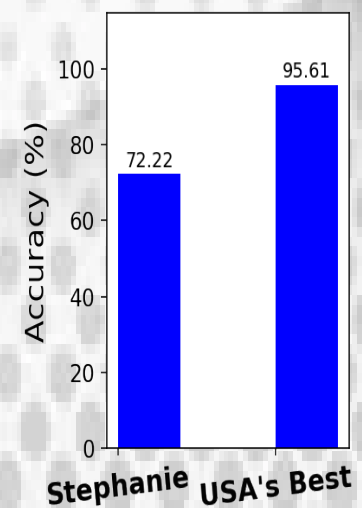
Comparison of Scores



Comparison of Attempts (%)



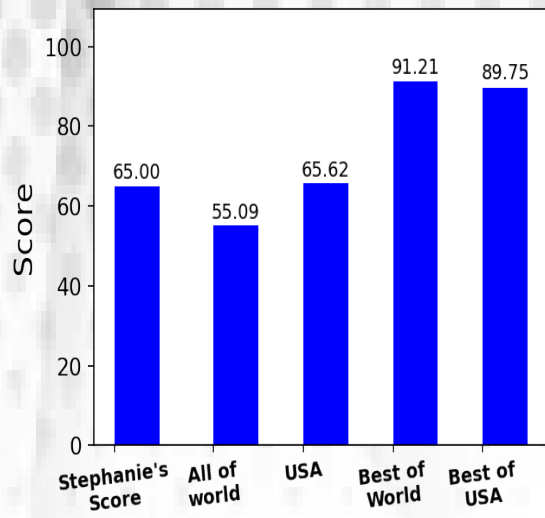
Comparison of Accuracy (%)



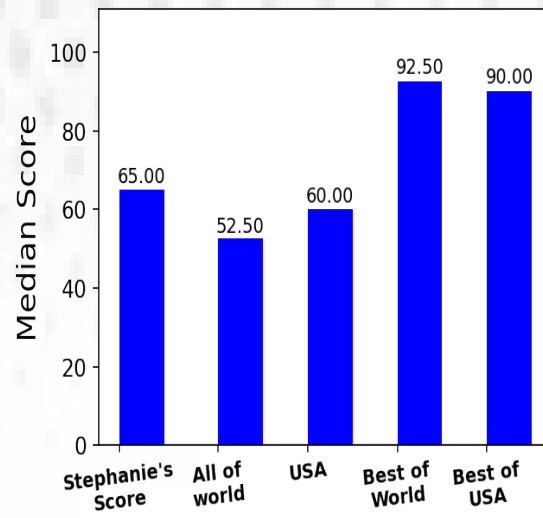


## Consolidated Overview

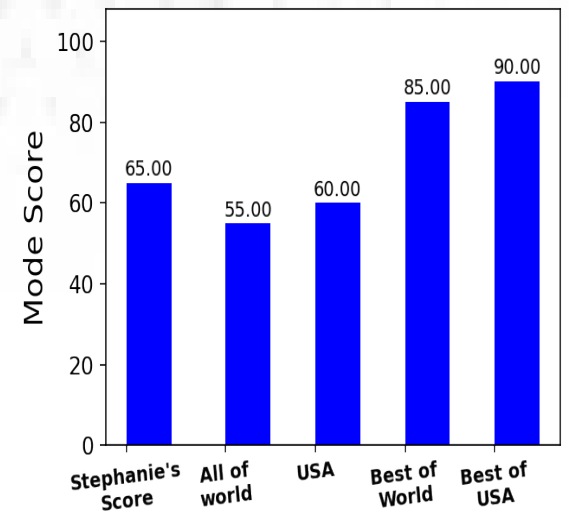
### Comparison of Average Scores



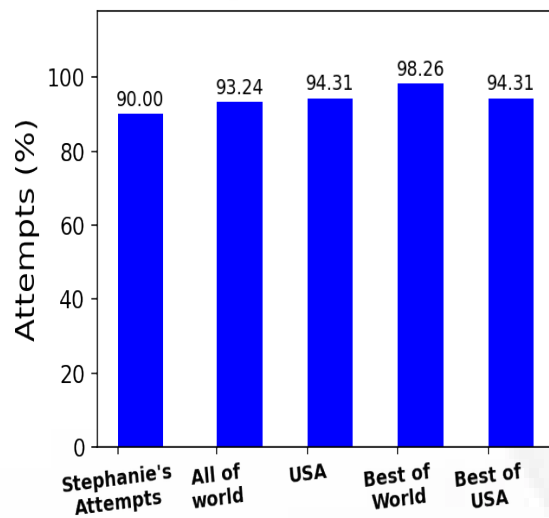
### Comparison of Median Scores



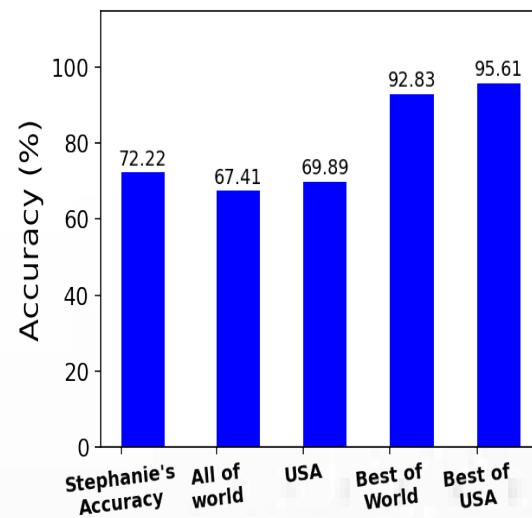
### Comparison of Mode Scores



### Comparison of Attempts as a %



### Comparison of Accuracy as a %



**Final Result: Stephanie Wheeler has cleared Round I and is eligible for Round II.**