


INTERNATIONAL MATHS OLYMPIAD CHALLENGE



Round I performance of Stephanie Wheeler

Grade	3
School Name	North Hamilton Elementary
City Of Residence	Florida
Country Of Residence	USA

Registration No.	34637020
Gender	F
Date of Birth	10 Nov 2010
Date Of Test	16 Dec 2019

Section 1

This section describes Stephanie's performance v/s the Test in Grade 3

Question No.	Attempt Status	Stephanie's Choice	Correct Answer	Outcome	Score if correct	Stephanie's Score
Q1	Attempted	A	A	Correct	5	5
Q2	Attempted	D	D	Correct	5	5
Q3	Attempted	A	E	Incorrect	5	0
Q4	Attempted	B	B	Correct	5	5
Q5	Attempted	B	B	Correct	5	5
Q6	Attempted	D	D	Correct	5	5
Q7	Attempted	A	C	Incorrect	5	0
Q8	Attempted	D	D	Correct	5	5
Q9	Attempted	A	A	Correct	5	5
Q10	Unattempted		B	Unattempted	5	0
Q11	Attempted	C	C	Correct	5	5
Q12	Attempted	A	D	Incorrect	5	0
Q13	Attempted	C	C	Correct	5	5
Q14	Attempted	A	A	Correct	5	5
Q15	Unattempted		D	Unattempted	5	0
Q16	Attempted	B	B	Correct	5	5
Q17	Attempted	C	C	Correct	5	5
Q18	Attempted	D	E	Incorrect	5	0
Q19	Attempted	D	D	Correct	5	5
Q20	Attempted	E	A	Incorrect	5	0

Total Score: 65

Section 2

This section describes Stephanie's performance v/s the Rest of the World in Grade 3.

Question No.	Attempt Status	Stephanie's Choice	Correct Answer	Outcome	Stephanie's Score	% of students across the world who attempted this question	% of students (from those who attempted this) who got it correct	% of students (from those who attempted this) who got it incorrect	World Average in this question
Q1	Attempted	A	A	Correct	5	93.21%	55.54%	44.46%	2.59
Q2	Attempted	D	D	Correct	5	91.29%	67.43%	32.57%	3.08
Q3	Attempted	A	E	Incorrect	0	92.65%	74.53%	25.47%	3.45
Q4	Attempted	B	B	Correct	5	91.87%	58.34%	41.66%	2.68
Q5	Attempted	B	B	Correct	5	94.33%	53.93%	46.07%	2.54
Q6	Attempted	D	D	Correct	5	90.28%	61.08%	38.92%	2.76
Q7	Attempted	A	C	Incorrect	0	91.38%	66.34%	33.66%	3.03
Q8	Attempted	D	D	Correct	5	95.39%	52.88%	47.12%	2.52
Q9	Attempted	A	A	Correct	5	91.33%	67.45%	32.55%	3.08
Q10	Unattempted		B	Unattempted	0	93.32%	48.32%	51.68%	2.25
Q11	Attempted	C	C	Correct	5	94.34%	61.34%	38.66%	2.89
Q12	Attempted	A	D	Incorrect	0	97.35%	53.83%	46.17%	2.62
Q13	Attempted	C	C	Correct	5	94.63%	57.29%	42.71%	2.71
Q14	Attempted	A	A	Correct	5	93.83%	52.32%	47.68%	2.45
Q15	Unattempted		D	Unattempted	0	94.22%	85.33%	14.67%	4.02
Q16	Attempted	B	B	Correct	5	89.83%	56.92%	43.08%	2.56
Q17	Attempted	C	C	Correct	5	85.48%	59.28%	40.72%	2.53
Q18	Attempted	D	E	Incorrect	0	94.82%	61.27%	38.73%	2.90
Q19	Attempted	D	D	Correct	5	93.39%	45.35%	54.65%	2.12
Q20	Attempted	E	A	Incorrect	0	92.90%	49.35%	50.65%	2.29

Stephanie's overall percentile in the world is **81.23%ile**. This indicates that Stephanie has scored more than **81.23%** of students in the World and lesser than **18.77%** of students in the world.

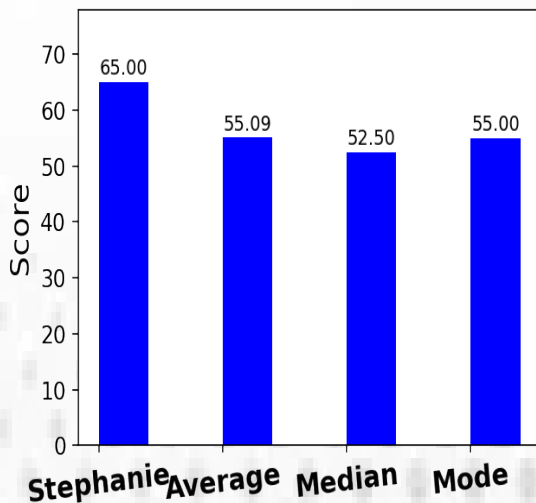
Overview

Average score of all students across the World	55.09
Median score of all students across the World	52.50
Mode score of all students across World	55.00

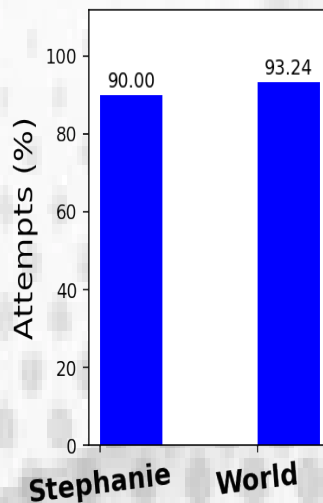
Stephanie's attempts (Attempts x 100 / Total Questions)	90.00%
Average attempts of all students across the World	93.24%

Stephanie's Accuracy (Corrects x 100 /Attempts)	72.22%
Average accuracy of all students across the World	67.41%

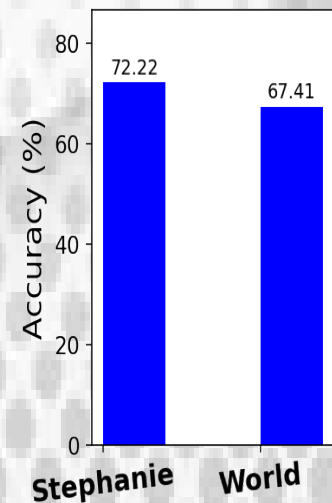
Comparison of Scores



Comparison of Attempts (%)



Comparison of Accuracy (%)



Section 3

This section describes Stephanie's performance v/s the Rest of USA in Grade 3.

Question No.	Attempt Status	Stephanie's Choice	Correct Answer	Outcome	Stephanie's Score	% of students across the USA who attempted this question	% of students (from those who attempted this) who got it correct	% of students (from those who attempted this) who got it incorrect	Average of USA in this question
Q1	Attempted	A	A	Correct	5	93.39%	72.48%	27.52%	3.20
Q2	Attempted	D	D	Correct	5	92.39%	69.29%	30.71%	3.41
Q3	Attempted	A	E	Incorrect	0	96.29%	78.22%	21.78%	3.77
Q4	Attempted	B	B	Correct	5	98.22%	64.23%	35.77%	3.15
Q5	Attempted	B	B	Correct	5	90.22%	73.30%	26.70%	3.31
Q6	Attempted	D	D	Correct	5	93.09%	66.39%	33.61%	3.09
Q7	Attempted	A	C	Incorrect	0	95.39%	59.49%	40.51%	2.84
Q8	Attempted	D	D	Correct	5	91.92%	71.39%	28.61%	3.28
Q9	Attempted	A	A	Correct	5	98.88%	73.43%	26.57%	3.63
Q10	Unattempted		B	Unattempted	0	90.76%	64.23%	35.77%	2.91
Q11	Attempted	C	C	Correct	5	88.29%	70.22%	29.78%	3.10
Q12	Attempted	A	D	Incorrect	0	98.47%	71.32%	28.68%	3.51
Q13	Attempted	C	C	Correct	5	95.39%	77.34%	22.66%	3.69
Q14	Attempted	A	A	Correct	5	92.77%	71.30%	28.70%	3.31
Q15	Unattempted		D	Unattempted	0	90.48%	64.24%	35.76%	2.91
Q16	Attempted	B	B	Correct	5	96.21%	75.20%	24.80%	3.62
Q17	Attempted	C	C	Correct	5	95.92%	69.39%	30.61%	3.33
Q18	Attempted	D	E	Incorrect	0	92.49%	65.64%	34.36%	3.04
Q19	Attempted	D	D	Correct	5	97.29%	72.22%	27.78%	3.37
Q20	Attempted	E	A	Incorrect	0	98.28%	68.39%	31.61%	3.16

Stephanie's overall percentile in USA is **72.76%**. This indicates that Stephanie has scored more than **72.76%** of students in USA and lesser than **27.24%** of students in USA.

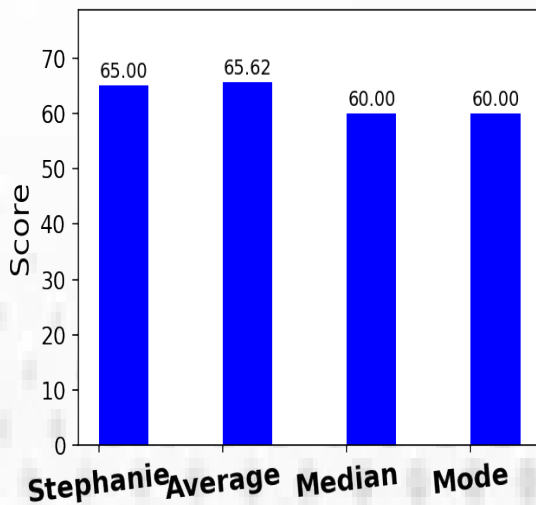
Overview

Average score of all students in USA	65.62
Median score of all students in USA	60.00
Mode score of all students in USA	60.00

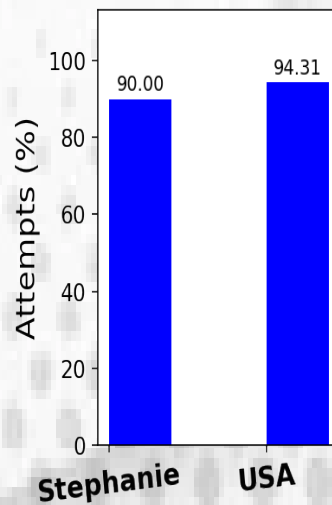
Stephanie's attempts (Attempts x 100 / Total Questions)	90.00%
Average attempts of all students in USA	94.31%

Stephanie's Accuracy (Corrects x 100 /Attempts)	72.22%
Average accuracy of all students in USA	69.89%


Comparison of Scores



Comparison of Attempts (%)



Comparison of Accuracy (%)



Section 4

This section describes Stephanie's performance v/s the Best (Top 10%) of the World in Grade 3

Question No.	Attempt Status	Stephanie's Choice	Correct Answer	Outcome	Stephanie's Score	% of students across the World's Best who attempted this question	% of students (from those who attempted this) who got it correct	% of students (from those who attempted this) who got it incorrect	Average of World's Best in this question
Q1	Attempted	A	A	Correct	5	99.22%	93.45%	6.55%	4.64
Q2	Attempted	D	D	Correct	5	97.27%	92.89%	7.11%	4.52
Q3	Attempted	A	E	Incorrect	0	96.38%	92.38%	7.62%	4.45
Q4	Attempted	B	B	Correct	5	100.00%	96.29%	3.71%	4.81
Q5	Attempted	B	B	Correct	5	94.34%	93.58%	6.42%	4.41
Q6	Attempted	D	D	Correct	5	96.89%	96.29%	3.71%	4.66
Q7	Attempted	A	C	Incorrect	0	99.37%	93.49%	6.51%	4.65
Q8	Attempted	D	D	Correct	5	98.38%	94.29%	5.71%	4.64
Q9	Attempted	A	A	Correct	5	99.38%	92.49%	7.51%	4.60
Q10	Unattempted		B	Unattempted	0	99.11%	94.40%	5.60%	4.68
Q11	Attempted	C	C	Correct	5	99.01%	92.38%	7.62%	4.57
Q12	Attempted	A	D	Incorrect	0	98.25%	94.92%	5.08%	4.66
Q13	Attempted	C	C	Correct	5	97.89%	90.11%	9.89%	4.41
Q14	Attempted	A	A	Correct	5	99.91%	92.29%	7.71%	4.61
Q15	Unattempted		D	Unattempted	0	97.29%	90.87%	9.13%	4.42
Q16	Attempted	B	B	Correct	5	98.39%	91.39%	8.61%	4.50
Q17	Attempted	C	C	Correct	5	99.37%	91.39%	8.61%	4.54
Q18	Attempted	D	E	Incorrect	0	99.18%	93.39%	6.61%	4.63
Q19	Attempted	D	D	Correct	5	98.33%	89.89%	10.11%	4.42
Q20	Attempted	E	A	Incorrect	0	97.22%	90.38%	9.62%	4.39

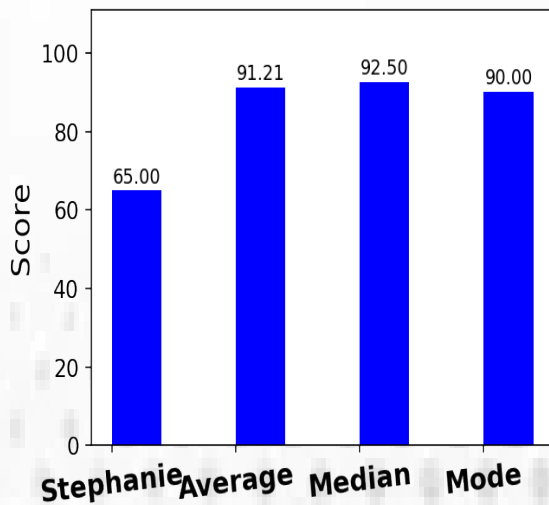
Overview

Average score of the World's Best	91.21
Median score of the World's Best	92.50
Mode score of the World's Best	90.00

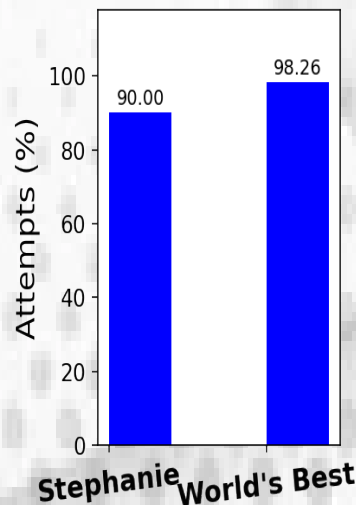
Stephanie's attempts (Attempts x 100 / Total Questions)	90.00%
Average attempts of the World's Best	98.26%

Stephanie's Accuracy (Corrects x 100 /Attempts)	72.22%
Average accuracy of the World's Best	92.83%

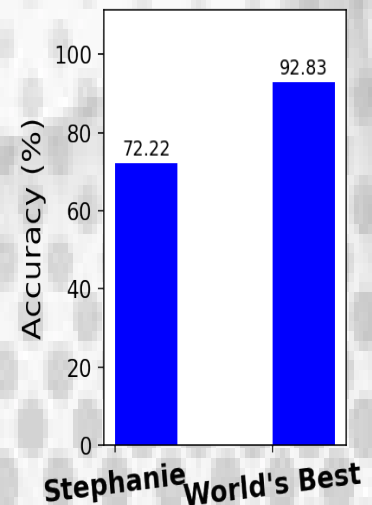
Comparison of Scores



Comparison of Attempts (%)



Comparison of Accuracy (%)



Section 5

This section describes Stephanie's performance v/s the Best (Top 10%) of USA in Grade 3

Question No.	Attempt Status	Stephanie's Choice	Correct Answer	Outcome	Stephanie's Score	% of students in USA's Best who attempted this question	% of students (from those who attempted this) who got it correct	% of students (from those who attempted this) who got it incorrect	USA's Best Average in this question
Q1	Attempted	A	A	Correct	5	93.39%	92.82%	7.18%	4.10
Q2	Attempted	D	D	Correct	5	92.39%	90.28%	9.72%	4.44
Q3	Attempted	A	E	Incorrect	0	96.29%	99.39%	0.61%	4.79
Q4	Attempted	B	B	Correct	5	98.22%	99.23%	0.77%	4.87
Q5	Attempted	B	B	Correct	5	90.22%	93.28%	6.72%	4.21
Q6	Attempted	D	D	Correct	5	93.09%	97.37%	2.63%	4.53
Q7	Attempted	A	C	Incorrect	0	95.39%	91.39%	8.61%	4.36
Q8	Attempted	D	D	Correct	5	91.92%	90.38%	9.62%	4.15
Q9	Attempted	A	A	Correct	5	98.88%	97.28%	2.72%	4.81
Q10	Unattempted		B	Unattempted	0	90.76%	96.72%	3.28%	4.39
Q11	Attempted	C	C	Correct	5	88.29%	97.28%	2.72%	4.29
Q12	Attempted	A	D	Incorrect	0	98.47%	94.20%	5.80%	4.64
Q13	Attempted	C	C	Correct	5	95.39%	97.37%	2.63%	4.64
Q14	Attempted	A	A	Correct	5	92.77%	98.29%	1.71%	4.56
Q15	Unattempted		D	Unattempted	0	90.48%	93.90%	6.10%	4.25
Q16	Attempted	B	B	Correct	5	96.21%	92.78%	7.22%	4.46
Q17	Attempted	C	C	Correct	5	95.92%	97.98%	2.02%	4.70
Q18	Attempted	D	E	Incorrect	0	92.49%	96.29%	3.71%	4.45
Q19	Attempted	D	D	Correct	5	97.29%	97.77%	2.23%	4.57
Q20	Attempted	E	A	Incorrect	0	98.28%	98.16%	1.84%	4.53

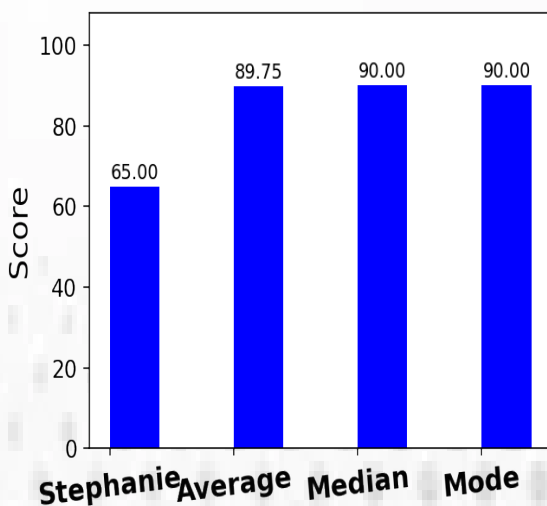
Overview

Average score of USA's Best	89.75
Median score of USA's Best	90.00
Mode score of the USA's Best	90.00

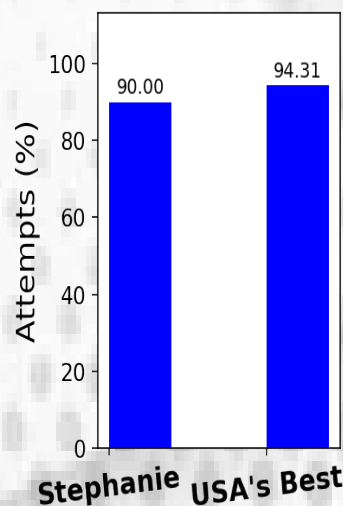
Stephanie's attempts (Attempts x 100 / Total Questions)	90.00%
Average attempts of USA's Best	94.31%

Stephanie's Accuracy (Corrects x 100 /Attempts)	72.22%
Average accuracy of USA's Best	95.61%

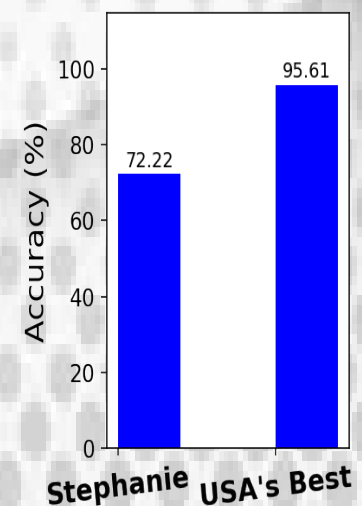
Comparison of Scores



Comparison of Attempts (%)

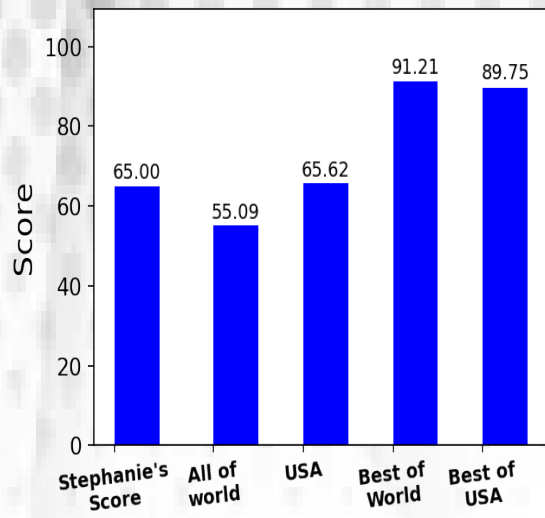


Comparison of Accuracy (%)

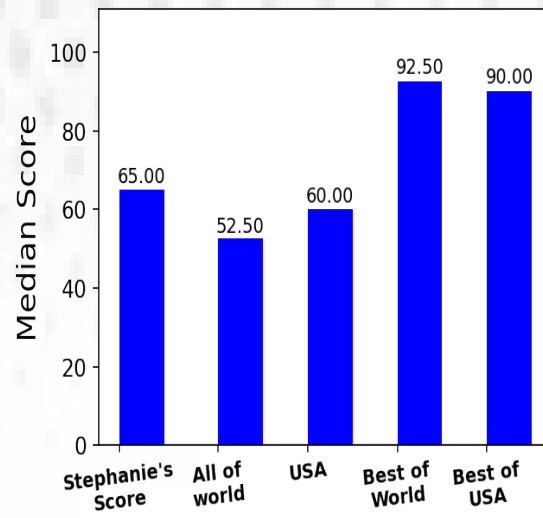


Consolidated Overview

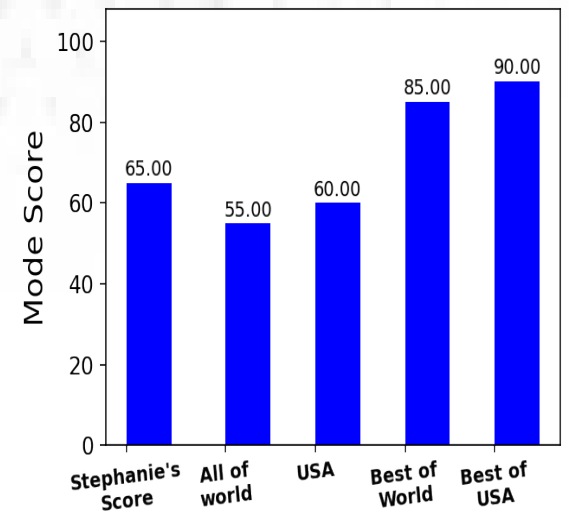
Comparison of Average Scores



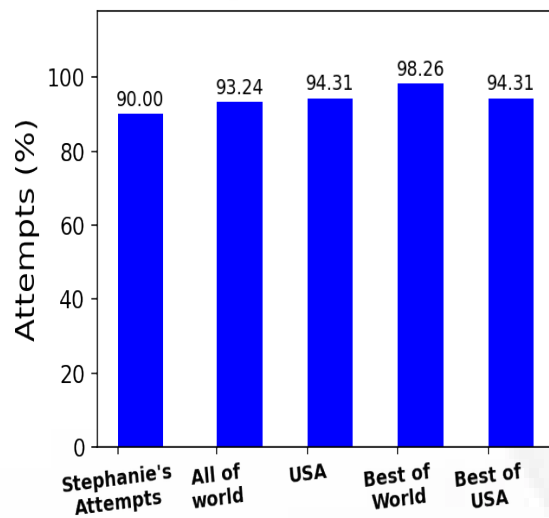
Comparison of Median Scores



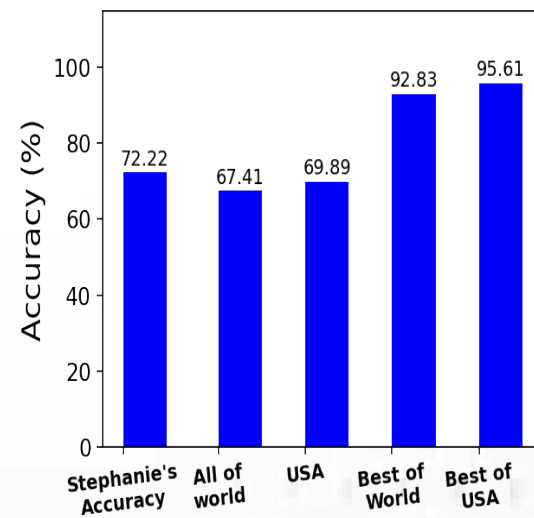
Comparison of Mode Scores



Comparison of Attempts as a %



Comparison of Accuracy as a %



Final Result: Stephanie Wheeler has cleared Round I and is eligible for Round II.